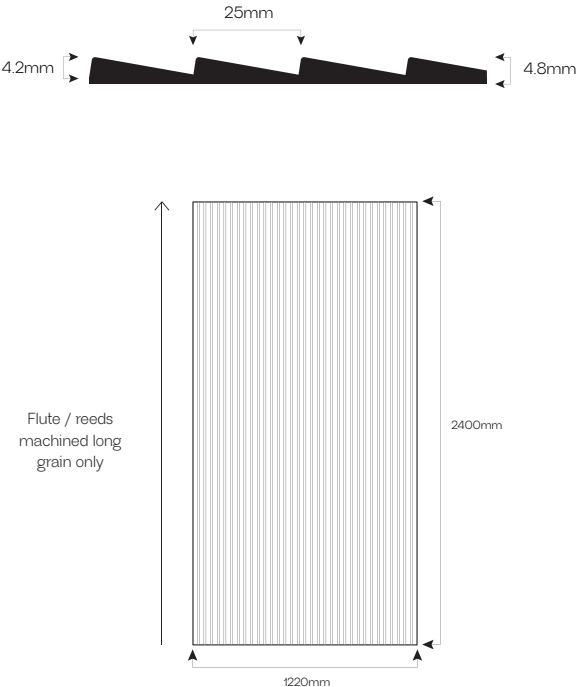




Profile



Wood species



European  
Oak



American  
Walnut



Ash



Birch

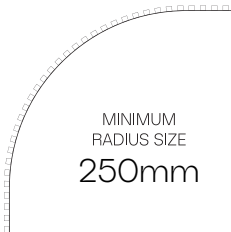
Sizing

Wood species	Dimensions		
European Oak	L. 2000 x 1220 4.8mm	L. 2400 x 1220 4.8mm	L. 2980 x 1220 4.8mm
American Walnut	N	L. 2400 x 1220 4.8mm	L. 2980 x 1220 4.8mm
Ash	N	L. 2400 x 1220 4.8mm	N
Birch	N	L. 2400 x 1220 4.8mm	N

Specification

Sheets are supplied raw / natural. All finishing, staining and lacquering by others. All sheets can be supplied laminated on different substrates including MR MDF, birch ply and door blanks in various thicknesses. They then are veneered on the reverse with 0.6mm veneer balancer.

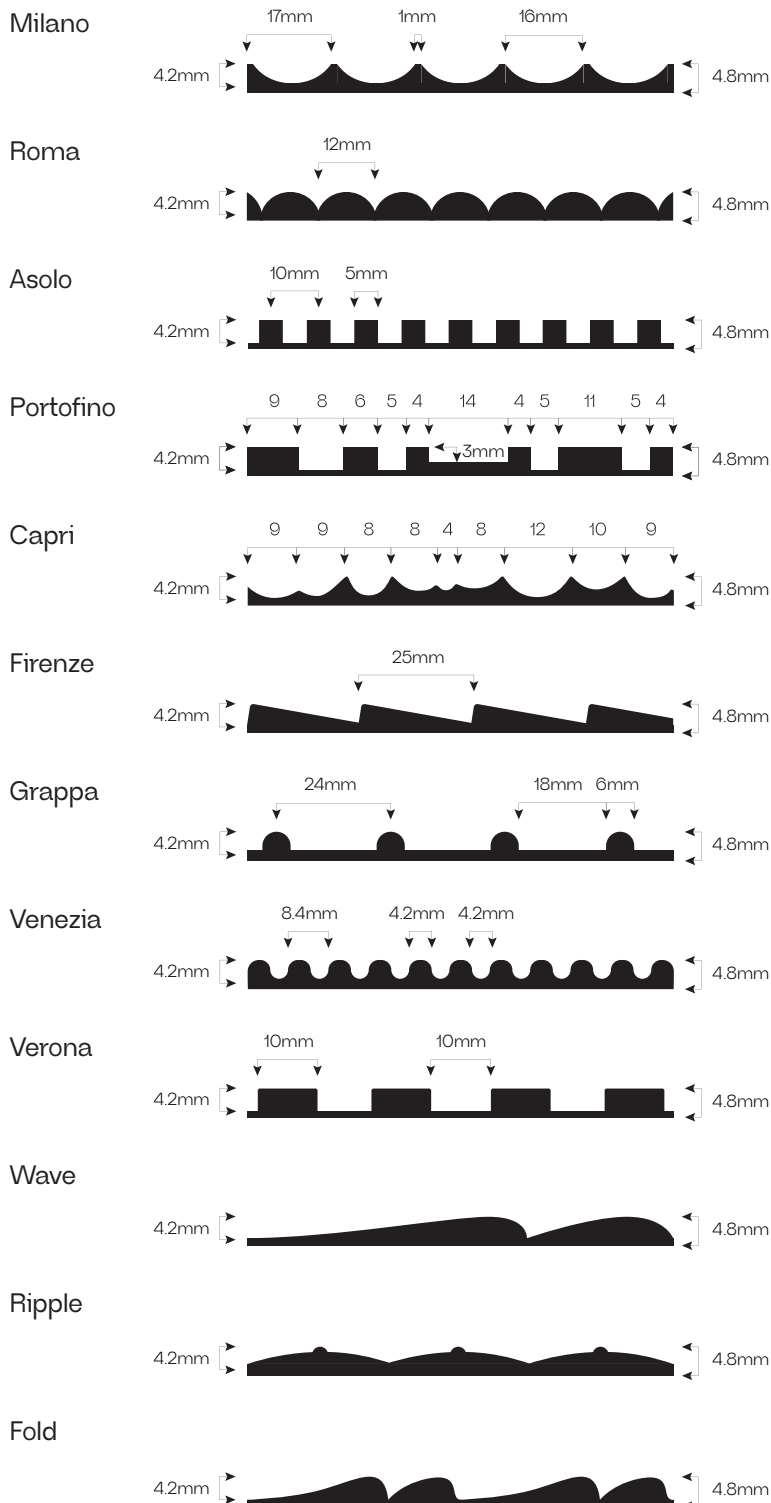
All designs can be applied around curved surfaces. They will bend around a 250mm radius. Some will go smaller. Please check with us if you need a specific design to go smaller than a 250mm radius.



# Classic collection

## Technical Data Sheet

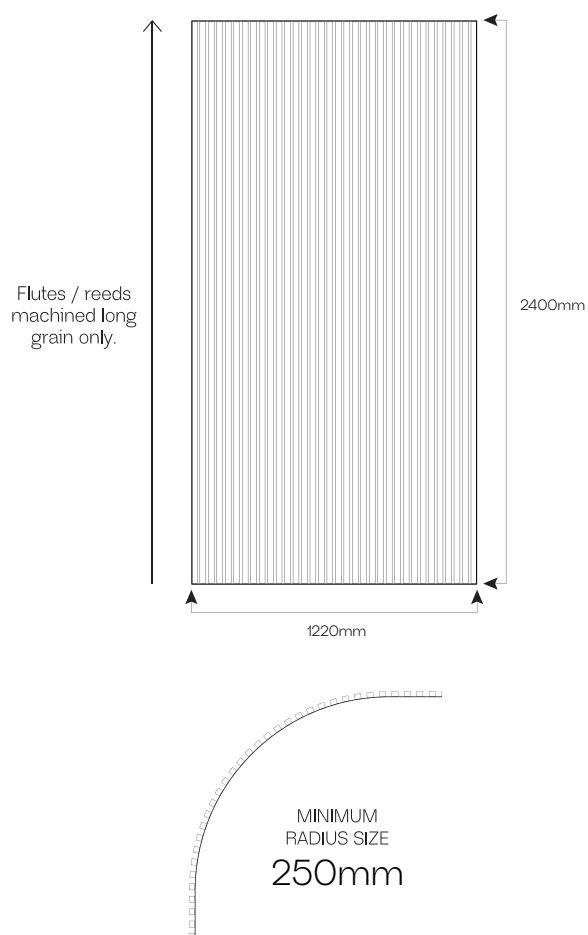
### Product profiles



### Wood species



### Spec



All designs can be applied around curved surfaces. They will bend around a 250mm radius. Some will go smaller.

Please check with us if you need a specific design to go smaller than a 250mm radius.

Sheets are supplied raw / natural. All finishing, staining and lacquering by others.

Get in touch to make an order

020 3935 8616  
info@thesurface.studio

thesurface.studio